

SGCMH Patient Portal App


Go to your app store and install the MEDITECH MHealth app.



MEDITECH MHealth
Medical Information Technology, Inc.

5.0 ★

FREE

 Allow **MHealth** to access this device's location?

DENY ALLOW



When you first open the app, you will be prompted to allow MHealth to your device's location. Choose what you are comfortable with.

If you clicked 'Allow', and are in Ste. Genevieve or Bloomsdale, then the Portals Near Me option will show the SGCMH portal.

If you did not click 'Allow', then click the 'Near Me' option, change it to 'By State', and select Missouri.

Once you have found the Ste. Genevieve County Memorial Hospital Patient Portal icon (shown here), click to open your portal.

You will log in with your normal portal login ID and password.



The screen will look a little different, but you can still do EVERYTHING you can do on the web portal.

- All buttons are now found on the home screen.
- Red dots by a button indicate new information.
- The menu icon is used to change users, review profile & preferences, and log off.

As always, if you have questions or need help, please call the Patient Portal Team at 573-883-7745.